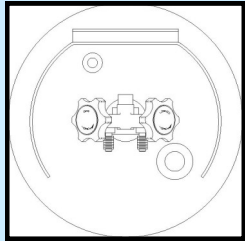
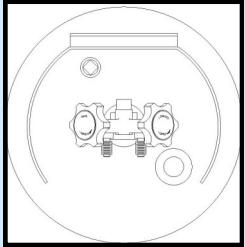


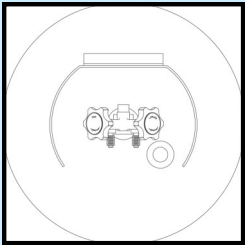
Refrigerant Cylinder Valve & Opening Descriptions



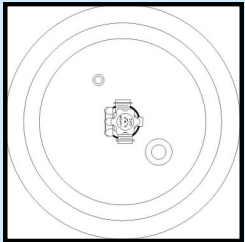
A
Y-Valve
3/4" plugged opening for liquid level switch and air valve installed in 1/4" opening



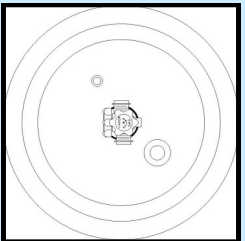
B
Y-Valve
3/4" plugged opening for liquid level switch and 1/4" plugged opening for air valve



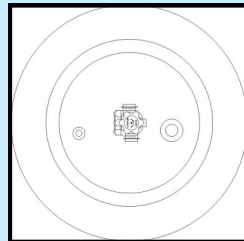
R
Y-Valve
3/4" plugged opening or liquid level switch installed (option)



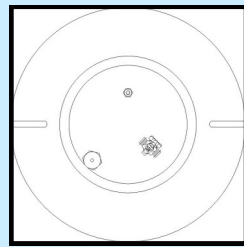
C
Dual Port Valve
3/4" plugged opening for liquid level switch and air valve installed in 1/4" opening



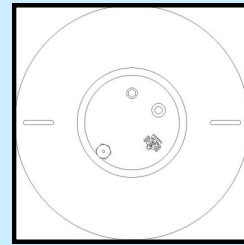
D
Dual Port Valve
3/4" plugged opening for liquid level switch and 1/4" plugged opening for air valve



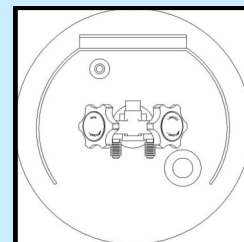
E
Dual Port Valve
Separate relief valve, 3/4" plugged opening for liquid level switch, and 3/4" plugged opening in bottom



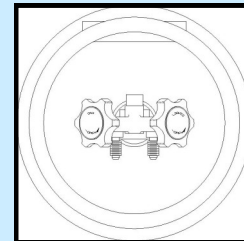
F
Dual Port Valve
Separate relief valve and liquid level gauge



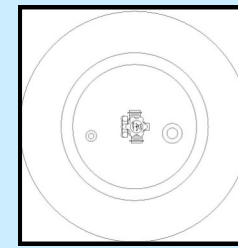
G
Dual Port Valve
Separate relief valve, 3/4" plugged vapor opening, liquid level gauge, and 3/4" plugged bottom drain



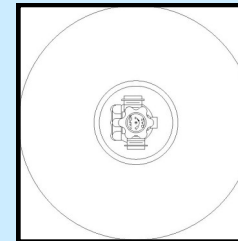
H
ACME Y-Valve
3/4" plugged opening for liquid level switch and air valve installed in 1/4" opening



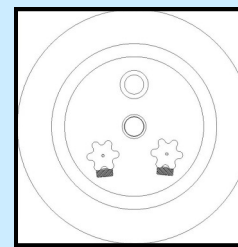
I
Y Valve



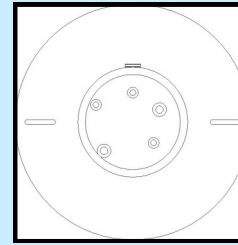
J
Dual Port Valve
Separate relief valve and 3/4" plugged opening for liquid level switch



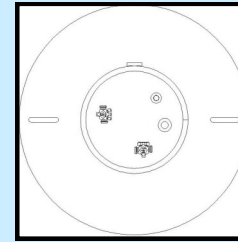
K
Dual Port Valve
Valve cap included



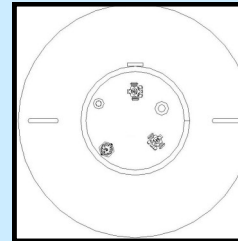
L
Liquid & Vapor Service Valves
1" relief valve, 3/4" plugged opening for liquid level switch and 3/4" plugged bottom drain



M
Liquid & Vapor Service Valves
1" relief valve, liquid level gauge, 3/4" plugged opening for liquid level switch and 3/4" plugged bottom drain



N
Liquid & Vapor Service Valves
1" relief valve and 3/4" plugged opening liquid level switch



P
Liquid & Vapor Service Valves
1" relief valve, 3/4" plugged opening for liquid level switch, liquid level gauge and 3/4" plugged bottom drain