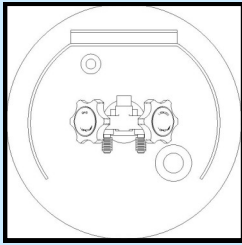
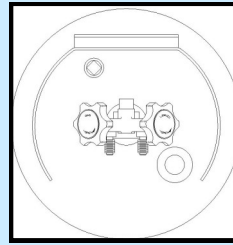


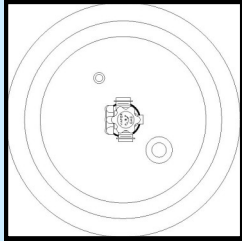
# Refrigerant Cylinder Valve & Opening Descriptions



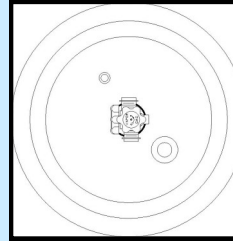
**A**  
**Y-Valve**  
3/4" plugged opening for liquid level switch and air valve installed in 1/4" opening



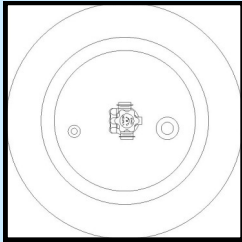
**B**  
**Y-Valve**  
3/4" plugged opening for liquid level switch and 1/4" plugged opening for air valve



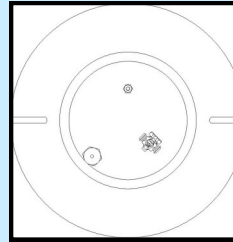
**C**  
**Dual Port Valve**  
3/4" plugged opening for liquid level switch and air valve installed in 1/4" opening



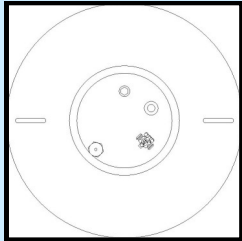
**D**  
**Dual Port Valve**  
3/4" plugged opening for liquid level switch and 1/4" plugged opening for air valve



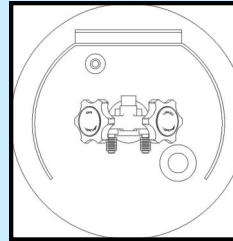
**E**  
**Dual Port Valve**  
Separate relief valve, 3/4" plugged opening for liquid level switch, and 3/4" plugged opening in bottom



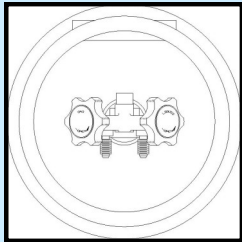
**F**  
**Dual Port Valve**  
Separate relief valve and liquid level gauge



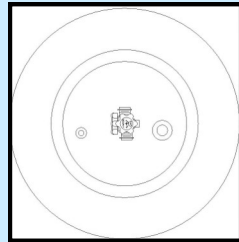
**G**  
**Dual Port Valve**  
Separate relief valve, 3/4" plugged vapor opening, liquid level gauge, and 3/4" plugged bottom drain



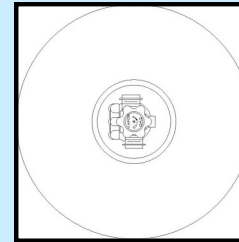
**H**  
**ACME Y-Valve**  
3/4" plugged opening for liquid level switch and air valve installed in 1/4" opening



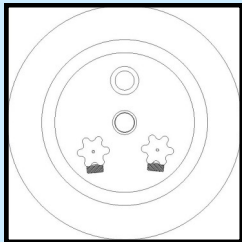
**I**  
**Y-Valve**



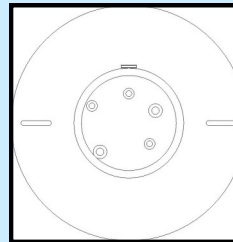
**J**  
**Dual Port Valve**  
Separate relief valve and 3/4" plugged opening for liquid level switch



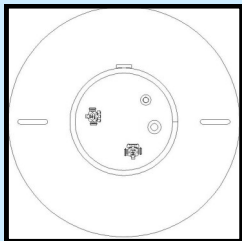
**K**  
**Dual Port Valve**  
Valve cap included



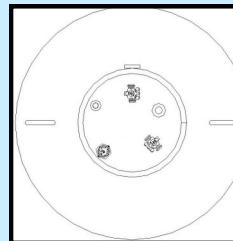
**L**  
**Liquid & Vapor Service Valves**  
1" relief valve, 3/4" plugged opening for liquid level switch and 3/4" plugged bottom drain



**M**  
**Liquid & Vapor Service Valves**  
1" relief valve, liquid level gauge, 3/4" plugged opening for liquid level switch and 3/4" plugged bottom drain



**N**  
**Liquid & Vapor Service Valves**  
1" relief valve and 3/4" plugged opening for liquid level switch



**P**  
**Liquid & Vapor Service Valves**  
1" relief valve, 3/4" plugged opening for liquid level switch, liquid level gauge and 3/4" plugged bottom drain